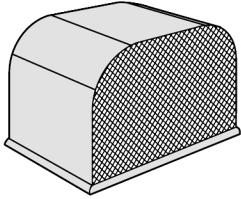




Air Cargo Container Specifications

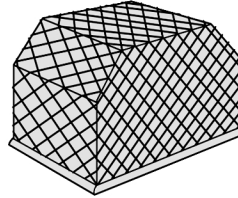
88" x 125" Structural Igloo with Netted Front (TA5 Series)



This unit is designed for use on DC-8 Freighters, but may also be used on the 747 "Combi" Upper Deck.

RATE CLASSIFICATION	3
MAX EXTERNAL DIMENSIONS	125" L x 88" W x 81" H
MAX NET WEIGHT	12,660 lbs.
TARE WEIGHT	640 lbs.
MAX GROSS WEIGHT	13,300 lbs.
APPROX. INTERNAL VOLUME	440 cu. ft.
FLOOR LOADING LIMIT	300 lbs. per sq. ft.

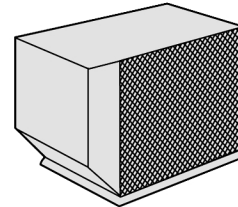
88" x 125" Pallet with Net (DC-8 Freighter Contour) (P1G, PAPA, PAG Series)



This unit is designed for use on DC-8 Freighters, but may also be used on the 747 "Combi" Upper Deck.

RATE CLASSIFICATION	3
MAX EXTERNAL DIMENSIONS	125" L x 88" W x 80" H
MAX NET WEIGHT	13,035 lbs.
TARE WEIGHT	265 lbs.
MAX GROSS WEIGHT	13,300 lbs.
APPROX. INTERNAL VOLUME	450 cu. ft.
FLOOR LOADING LIMIT	300 lbs. per sq. ft.

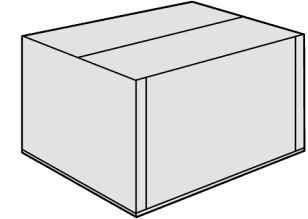
Half Size Lower Deck Container (LD-3) Forkliftable (DVA series)



This unit is designed for use on 747 and L 1011 Aircraft.

RATE CLASSIFICATION	8
MAX EXTERNAL DIMENSIONS	79" L x 60" W x 64" H
MAX NET WEIGHT	3,175 lbs.
TARE WEIGHT	325 lbs.
MAX GROSS WEIGHT	3,500 lbs.
APPROX. INTERNAL VOLUME	146 cu. ft.
FLOOR LOADING LIMIT	200 lbs. per sq. ft.

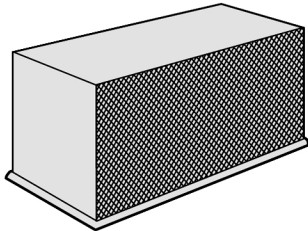
42" x 29" x 25.5" Shipper Owned Container



This unit is for use on all Aircraft.

RATE CLASSIFICATION	E
MAX EXTERNAL DIMENSIONS	42" L x 29" W x 25.5" H
MAX GROSS WEIGHT	498 lbs.

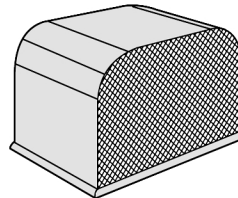
88" x 125" Full Width Lower Deck Container (LD9) (AA2, AAP Series)



This unit is designed for use on 747, 767 and L 1011-500 Aircraft.

RATE CLASSIFICATION	5
MAX EXTERNAL DIMENSIONS	125" L x 88" W x 64" H
MAX NET WEIGHT	12,860 lbs.
TARE WEIGHT	440 lbs.
MAX GROSS WEIGHT	13,300 lbs.
APPROX. INTERNAL VOLUME	367 cu. ft.
FLOOR LOADING LIMIT	300 lbs. per sq. ft.

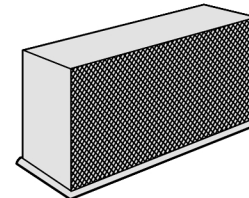
88" x 125" Pallet with Net & Non-Structural Igloo (LD-7) (UAK series)



This unit is designed for use on 747, L 1011-500 and 767 Lower Decks.

RATE CLASSIFICATION	5
MAX EXTERNAL DIMENSIONS	125" L x 88" W x 62" H
MAX NET WEIGHT	12,786 lbs.
TARE WEIGHT	514 lbs.
MAX GROSS WEIGHT	13,300 lbs.
APPROX. INTERNAL VOLUME	341 cu. ft.
FLOOR LOADING LIMIT	200 lbs. per sq. ft.

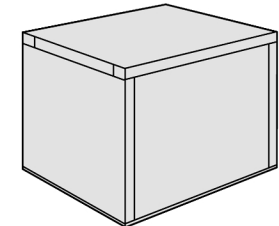
60.4" x 125" Full Width Lower Deck Container (LD-5) Forkliftable (DWB series)



This unit is designed for use on 747 and L 1011 Aircraft.

RATE CLASSIFICATION	6
MAX EXTERNAL DIMENSIONS	125" L x 60" W x 64" H
MAX NET WEIGHT	6,005 lbs.
TARE WEIGHT	495 lbs.
MAX GROSS WEIGHT	6,500 lbs.
APPROX. INTERNAL VOLUME	245 cu. ft.
FLOOR LOADING LIMIT	200 lbs. per sq. ft.

58" x 41" x 45" Shipper Owned Container



This unit is for use on 747, 767, DCB and L 1011/500, freighter Aircraft.

RATE CLASSIFICATION	D
MAX EXTERNAL DIMENSIONS	58" L x 42" W x 45" H
MAX GROSS WEIGHT	1,750 lbs.